


Utah State UNIVERSITY



PUBLICATION GUIDE for GRADUATE STUDENTS

School of Graduate Studies

Office of the Thesis Coordinator

2003

SUMMARY OF REQUIRED CHANGES

Submission of Thesis/Dissertation to School of Graduate Studies

Previous: Return corrections to thesis coordinator in the School of Graduate Studies.
Change: Return corrections to major professor/departmental reviewer. See page 15.

Duplication and Binding

Previous: Return the original laserprint and all photocopies of the thesis/dissertation to be bound to the School of Graduate Studies.
Change: Take the original laserprint and all photocopies of the thesis/dissertation to be bound to the Current Periodicals Desk on the second floor of the Merrill Library. See page 16.

Illustrations

Previous: No mention.
Change: In multiple-paper format, do not repeat figures. Refer to them in subsequent chapters. See page 14.

CONTENTS

ii

	Page
INTRODUCTION	1
GUIDELINES FOR PREPARATION	2
FORMAT AND STYLE DEFINED	3
MULTIPLE-PAPER FORMAT	4
STYLE AND FORMAT REQUIREMENTS	6
Departmental Requirements	6
School of Graduate Studies Requirements	6
Margins	7
Spacing	7
Indention	8
Pagination	8
Divisions	8
Title Page	9
Abstract	10
Contents	10
List of Tables, Figures	10
References	11
Appendices	11
Vita	12
Chapter Titles, Headings, and Subheadings in the Text	12
Chapter Titles	12
Headings	12
Subheadings	12
Illustrations	14
Submission of Thesis/Dissertation to School of Graduate Studies	15
Duplication and Binding	16
RIGHTS AND COPYRIGHTS	17
Rights	17
Copyrights	17
USE OF COPYRIGHTED MATERIAL	18
APPENDICES	20
Appendix A. Samples	21

TITLE PAGES	iii
COPYRIGHT PAGE	22
ABSTRACT	26
ACKNOWLEDGMENTS	27
CONTENTS	28
LIST OF TABLES	29
LIST OF FIGURES	31
APPENDIX FACE PAGE	32
VITA	33
PERMISSION LETTER (Request to Use Someone Else's Work)	34
PERMISSION LETTER (Journal Copyright Release)	35
Appendix B. Checklist	36

INTRODUCTION

This PUBLICATION GUIDE for GRADUATE STUDENTS at Utah State University (hereafter referred to as USU Publication Guide) is designed to assist graduate students in the preparation of dissertations and theses. Certain format components must conform to the style manual or journal style that is approved by the student's graduate committee and department. The style of the preliminary pages and other components **MUST** conform to the School of Graduate Studies requirements, which take precedence over departmental style manual specifications.

The USU Publication Guide and department-approved style manuals are the final authority for format and style. Do not use previously approved theses or dissertations as models. Handling of special problems/materials not covered by this guide or by the departmental style manual should be discussed with and approved by the Thesis Coordinator.

GUIDELINES FOR PREPARATION

A thesis or dissertation is a complete research report, prepared without the space constraints of journal publication. In it, the student fully explains the research, both to demonstrate understanding of what was done and to provide sufficient information for those who want to utilize the study. With the multiple-paper format, in which the length of chapters may be restricted by journal limits, appendices may be utilized to provide necessary details.

To provide an adequate context for the research problem and objectives, a comprehensive review of the relevant literature should be presented. The research procedures should be described in sufficient detail so that a researcher at another location can understand what was done and can replicate the study if desired. Statistical and other analyses should be identified clearly, along with the underlying assumptions, whether they are met, and the implications if they are not.

The results should be presented in sufficient detail so that they can be understood and interpreted by readers unfamiliar with the project. If tests of statistical significance have been used, reporting only probability levels is not sufficient. Descriptive statistics (such as means, standard deviations, and correlation coefficients) should be reported, along with the inferential statistics (e.g., t or F values) obtained. Reports of analysis of variance (ANOVA) should include, as a minimum, degrees of freedom and mean squares. Sums of squares are desirable. Effect sizes (ESs), that is, metrics of the magnitude of results that are independent of sample size and scale of measurement (such as the standardized mean difference [SMD], correlation coefficients, percentages, and ratios such as bushels per acre), are desirable as aids in interpretation and for use by researchers doing quantitative literature reviews (meta-analyses).

FORMAT AND STYLE DEFINED

A thesis/dissertation may be prepared in either the traditional, monograph format or a multiple-paper format. A single manuscript for journal submission or a single article is not acceptable.

The style in which a thesis/dissertation is written is dependent upon the student's departmental guidelines and the specifications of the USU Publication Guide.

The following definitions and procedures should help clarify any misunderstanding about format and style.

1) The terms journal style or manual style refer only to the style guide a graduate student follows for citations, reference list, headings/subheadings, table titles, figure captions, mathematics and symbols, and other stylistic elements not specified by the USU Publication Guide.

2) A critical distinction exists between multiple-paper and monograph (more commonly known as traditional) formats. However, a journal style or a conventional style manual may be used as a guide for either a multiple-paper or a monograph format.

Students are required to identify on their format/style approval form whether they have used a multiple-paper or a monograph format.

MULTIPLE-PAPER FORMAT

A multiple-paper thesis/dissertation must contain reports of research that have conceptual coherence and must have

- 1) an inclusive abstract;
- 2) an introductory chapter that sets the context for the thematic research; and
- 3) a summary and conclusions chapter that integrates all of the studies.

Only papers for which the student is the sole or major contributor may be included. If a paper is coauthored, that should be acknowledged in a footnote to the chapter title(s) in the thesis/dissertation, and a release letter from each coauthor who is not on the supervisory committee must be included in an appendix.

When preparing a thesis/dissertation composed of multiple papers, a student has the following options:

- 1) including a separate abstract or summary for each paper (chapter), in addition to the always-required general thesis abstract; and
- 2) including separate reference lists for each paper (chapter) rather than a single reference list for the entire thesis/dissertation.

When a student prepares a multiple-paper thesis/dissertation, reference citations in text and reference lists for each paper (chapter) are prepared according to the journal style for that paper (chapter). A style manual for the journal, a copy of the journal being used, or an off-print of an article from the journal (the article must include examples of all pertinent style components) must be submitted to the Thesis Coordinator with the thesis/dissertation. If the paper (chapter) has been published, permission to reprint must be obtained from the journal holding the copyright. The signed permission letter is then included in an appendix.

Students using the multiple-paper format are advised to check with the Thesis Coordinator before submitting their paper for clearance.

While the School of Graduate Studies strongly encourages publication of research results, it reminds students that preparation of a thesis/dissertation and preparation of the manuscript for publication should be considered two separate operations. Certain mechanical stipulations for submitting manuscript copy will differ from those specified herein and may not be acceptable to the School of Graduate Studies.

Thesis/Dissertation Format and Style Form

THIS FORM MUST ACCOMPANY ALL THESES AND DISSERTATIONS PRESENTED TO THE GRADUATE SCHOOL FOR APPROVAL. PAPERS WILL NOT BE READ UNLESS ACCOMPANIED BY THE COMPLETED, SIGNED FORM.

I have checked the thesis/dissertation of _____
(student's name)

This thesis/dissertation is in a monograph (traditional) / multiple-paper format (circle one). If multiple-paper format:

(a) Indicate which journal samples pertain to which chapter(s) _____

(b) Have any of the papers been published? yes____ no____
(Permission-to-reprint letters from copyright holder must accompany all published chapters.)

(c) If yes, please indicate which chapters _____

(d) Are any of the papers coauthored? yes____ no____

(e) If yes, is the student the major author of each? yes____ no____
(Footnote the chapter titles in text, and in the footnote, give names of ALL coauthors. Also, any coauthors who are NOT signatories to the title page must sign a permission-to-use letter, which is to be included in an appendix.)

It is consistent with format as specified in the USU Publication Guide and with the style of a journal or style manual approved by this department.

The department-approved style manual is _____
(title of style manual or journal)

If a journal style has been followed, a copy of the journal or a copy of an article from the journal must be submitted with the manuscript. The submission must include examples of all format components (including all reference forms) that are based on the journal's style.

For _____
(department)

The above has the approval of the student's major professor.

Signed _____
(major professor)

Signed _____
(departmental format/style reviewer)

Departmental contact (for return of thesis/dissertation): _____

NOTE: The student bears all costs associated with mailing of manuscripts. Provide a SASE (self-addressed stamped envelope) for mailing.

STYLE AND FORMAT REQUIREMENTS

Departmental Requirements

Those style and format components that **MUST** conform to the style manual or journal style approved by the student's committee and department include:

- 1) reference citations in text
- 2) reference list
- 3) table titles
- 4) figure captions
- 5) headings/subheadings
- 6) the use of numbers, metrics, symbols, and the positioning and enumeration of equations.

School of Graduate Studies Requirements

The final approval copy of the thesis/dissertation must be typed neatly and error-free on paper with a high degree of opacity that will copy and microfilm well. A 10-, 11-, or 12-point font or equivalent size (10cpi) typeface must be used; script or oversize fonts are not acceptable. (Note: Macintosh users should NOT use Geneva or any other font named after a city, e.g., Chicago, New York, Monaco, etc.). The same size and typeface must be used throughout the major sections of the paper, but may differ in some cases in appendices or in tables and figures. Italics or other unusual styles of type may be used only for special purposes. All hand-drawn components must be in black ink.

Liquid paper may be used for minor repairs on the original manuscript. It is also permissible to cut and paste or tape corrections onto the original manuscript to make corrections as long as the cut lines do not show in the copied manuscript. The School of Graduate Studies will not accept copies for binding with lines or shadows. If a repaired manuscript is bound, it should not be submitted for archival (library) purposes.

Triple Spacing

These lines are all triple spaced (i.e., two blank lines between lines of text). These lines are all triple spaced. These lines are all triple spaced. These lines are all triple spaced. These lines are all triple spaced. These lines are all triple spaced. These lines are all triple spaced.

At least a triple space must surround all figures, tables, and illustrations (top and bottom) included on a page of text. The obvious exception is for a figure or table that appears as the first item on a page. In this case, the top margin serves as the appropriate white space at the top. The key is consistency. Leave the same amount of white space top and bottom on all figures, tables, and illustrations.

Indentation

Every paragraph in the text must be indented.

Pagination

Page numbers always appear in the upper right corner of the page, one inch down from the top of the page and one inch from the right edge of the page. Numbers appear with no period, parentheses, hyphens, or the word "Page." Page numbers must be the same size and typeface as the body of the text. Use lower case Roman numerals for the preliminary pages, with the Title Page being page "i" but not numbered as such. All other preliminary pages are numbered consecutively and carry numerals. The first page of the text (following the preliminary pages, numbers 1-11 below) is Arabic 1 but not numbered as such. All other pages are numbered consecutively through the appendices.

Divisions

Divisions of the paper are arranged in the following order:

- 1) TITLE PAGE

- 2) COPYRIGHT NOTICE
- 3) ABSTRACT
- 4) DEDICATION (optional)
- 5) FRONTISPIECE (optional)
- 6) ACKNOWLEDGMENTS (optional unless research is funded by a grant).
The preferred spelling of acknowledgments has no "e" after the "g."
- 7) PREFACE or FOREWORD (optional)
- 8) CONTENTS
- 9) LIST OF TABLES
- 10) LIST OF FIGURES
- 11) LIST OF SYMBOLS, NOTATION, DEFINITIONS, etc. (optional)
- 12) TEXT
- 13) REFERENCES
- 14) APPENDICES
- 15) VITA (required only with dissertations).

Numbers 1) through 11) above are referred to as the preliminary pages. Samples of format for COPYRIGHT, TITLE PAGE, ACKNOWLEDGMENTS, CONTENTS, LIST OF TABLES, LIST OF FIGURES, ABSTRACT, APPENDIX FACE PAGE, and VITA (or CURRICULUM VITAE) are at the back of this booklet.

Title Page

Type the title of the paper all in capital letters, double spaced, in inverted pyramid form. Use words instead of symbols whenever possible, and do not use abbreviations. Use capitalization and spacing as shown in the sample. Do NOT use boldface type. A specialization may be indicated in parentheses below the department/degree line. Type the name of the major professor, each committee member, and the Dean of Graduate Studies below the signature line for each name, respectively. (If you have an odd number of signatories, center the odd-numbered one.) The date indicates the year in which the paper

is cleared in the School of Graduate Studies and may differ from the date of the defense. See sample in Appendix A.

Abstract

An abstract is required with all theses and dissertations. It should not exceed 350 words, and should not contain subheadings, citations, drawings, diagrams, tables, or abbreviations. Be sure to include the total number of pages in the paper (including preliminary pages and appendices) in parentheses at the end of the abstract as shown in the sample. Prepare the abstract title information per the example, following all line spacing requirements as shown. Do NOT use boldface type on the abstract title. See sample in appendix A. (Note: For submission to Bell & Howell, an abstract in a thesis must be reduced to 150 words, which must be done before the thesis has cleared the School of Graduate Studies.)

Contents

Contents includes all major headings (fully capitalized, centered headings) in the paper, with the exception of CONTENTS. Any number of levels of subheadings may be included in Contents, but if a particular level is included for one section, it must be included for all sections in which it appears. Double space between major section headings and whenever changing levels; single space between like-level subheadings. Headings in Contents must be worded and capitalized exactly as they are in the text. Do not underline, use boldface type, or italicize headings in Contents.

If using chapter number designations, set a decimal tab stop for the chapter numbers (so that periods after the numbers will be aligned). Set page numbers flush right. See samples in Appendix A.

List of Tables, Figures

Table titles and figure captions must be typed in the List of Tables and List of Figures exactly as they are in the text. Descriptive or explanatory material in figure

captions (usually following the first sentence) does not need to be included in the List of Figures. Single space within entries and double space between entries. Carryover lines for table titles and figure captions are typed flush left under the first line. Table titles, figure captions, and page numbers must be the same font size as the body of the text. See samples in Appendix A.

References

A section titled REFERENCES or LITERATURE CITED should contain only those materials cited in the text. A BIBLIOGRAPHY contains materials relevant to the subject but not necessarily cited in the text, as well as materials cited. If a paper has both a REFERENCES (or LITERATURE CITED) section and a BIBLIOGRAPHY, the bibliography should be included in an appendix. Reference lists may be single spaced within individual entries and double spaced between entries, or may be totally double spaced.

Appendices

If used, an appendix follows the completed thesis/dissertation. An appendix contains supplementary materials such as forms used for collecting information, letters, case studies, and questionnaires. See sample in Appendix A for format of the required Appendix Face Page. Appendices are to be titled Appendix A, Appendix B, etc. (Use no letter designation if only one appendix is used.) Each must then bear an extended title and should be treated as a subheading-level heading (with capitalization the same as that found in similar subheadings in the text). Appendix titles may be on a face page or at the top of the first page of the appendix. List complete appendix titles in CONTENTS. Tables and figures in an appendix may be numbered consecutively with tables and figures in the text. An acceptable alternative method of numbering is to start the numbering sequence over in the appendix, using the appendix letter, A, B, C, etc., as part of the numbering sequence, e.g., Table A.1., Table A.2., etc.

Every table and/or figure in an appendix must be separately numbered, called out in the body of the thesis/dissertation, and included in the List of Tables/List of Figures.

Vita

A vita (also called curriculum vitae) is required with all dissertations. It should include the full name of the author, educational background, degrees and honors, titles of publications, and professional experience. It may be a job resume, but it should not include a photograph. See sample in Appendix A. It is paginated with the rest of the dissertation.

Chapter Titles, Headings, and Subheadings in the Text

Chapter Titles

Chapter titles should be fully capitalized and centered. A chapter title has the word CHAPTER and a Roman or Arabic numeral on the first line followed by one double space above the wording of the chapter title, which is also fully capitalized. Students using the monograph format are not required to use numerical chapter designations (see “Headings” below). However, using only a Roman or Arabic numeral immediately preceding a title is not acceptable. Chapter titles are required in multiple-paper format.

Headings

When not using numeric designations for chapters, headings are appropriately called section headings but are still fully capitalized and centered. Section headings must begin on a new page. (Note: This publication guide follows the section heading format, i.e., no numeric designations are used to distinguish the parts.)

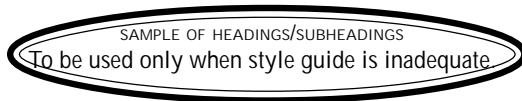
Type long, centered headings (more than 5 inches in length) in two or more double-spaced lines in inverted pyramid form.

Subheadings

The levels of subheadings used must be consistent throughout the paper. Never type a subheading at the bottom of a page without at least one line of text below it.

Type margin headings of more than half a line in length (3 inches) in two or more single-spaced lines.

Note: Journals (and some style books, such as MLA, which provides no heading/subheading system whatsoever) frequently provide inadequate levels of subheadings for thesis/dissertation authors. When a thesis/dissertation needs more than the minimum number of headings/subheadings shown in a particular journal, the School of Graduate Studies recommends using the examples shown below in lieu of the journal headings/subheadings.



CHAPTER I

SAMPLE OF NUMBERED CHAPTER HEADING

Sample of Level One Subheading That Is Also
Long Enough for Two Lines

Sample of Level Two Subheading
Long Enough for Two Lines

(use of bold is optional)

Sample of Level Three Subheading
Long Enough for Two Lines

(may also be italics in lieu of underline)

Sample of level four subheading.

(text begins on same line)

Illustrations

All tables, figures, and photographs, including their captions, must fit within the prescribed margins. (Figures or tables turned horizontal—landscape mode—must use a page number in its normal position, i.e., upper right corner.) Figure captions that will not fit within margins on the same page as the illustration may be centered on the back of the preceding page. (Do not number the page with the centered figure caption—it is a left-hand page that will be photocopied [duplexed]¹ onto the back of the previous page of text.) Tables that will not fit within margins may be reduced, but the table title cannot be reduced. Table titles and figure captions must be the same font size as the body of the text.

In either the monograph or multiple-paper format, tables and figures may be numbered locally or consecutively. If local numbering is used, Arabic (do not use Roman) chapter numbers are used in conjunction with the table or figure, e.g., Table 2-1, 2-2, 3-1 or Figure 3-1, 3-2, 4-1, etc. For both formats, all tables and figures must be titled and included in the List of Tables and List of Figures (even those found in an appendix). Also, all tables and figures must be called out in text. In multiple-paper format, do not repeat figures/tables. Refer to them in subsequent chapters.

Figures and tables of less than half a page in length (i.e., 4 1/2" including caption) should be treated as part of the continuing text, but do not "sandwich" a figure or table into the middle of a paragraph. Preferred placement is top or bottom of the page. Place a figure or table either at the bottom of the page following the paragraph(s) in which it is first mentioned or at the top of the next page. Do not discontinue the text and leave half a blank page of space. (Note also that a page break does not constitute a "sandwich" if a paragraph begins, then a small figure or table is placed at the bottom of a page [or at the top of the next], and the paragraph resumes at the top of the the next page [or resumes under the figure or table].)

At least a triple space must surround all figures, tables, and illustrations (top and bottom) on a page of text. The obvious exception is for a figure or table that appears as

¹ Students using this method of figure caption placement MUST submit duplexed (double-sided) pages for Thesis Coordinator inspection upon final submission. Also, be certain all copies for binding have correctly duplexed pages.

the first (or last) item on a page. In this case, the top (or bottom) margin serves as the appropriate white space at the top (or bottom). The key is consistency. Leave the same amount of white space top and bottom on all figures and tables.

Oversize tables and figures to be bound with the text may be folded on the right, top, or bottom of the page; or, they may be folded and placed in a pocket (provided by the binder) on the inside back cover of the bound thesis. (Items placed in a pocket are listed as “in pocket” in lists of tables or figures.) Appendix materials that are too large or bulky to put in a pocket may be filed separately in the Archives section of the library. Submit these materials with a copy of the Title Page, one set only, to Serials and Binding in the library.

If computer-generated color is used in the thesis/dissertation, avoid the use of yellow (does not microfiche adequately). Also, color reproductions or original, color laserprints should be used in copies to be bound for the library and the department—black and white copies may be used in personal copies.

The University copy centers have equipment with which satisfactory copies of original photographs can be made, or photographs can be mounted (with Elmer’s brand school glue) in all copies to be bound (do not use tape or rubber cement). Color slides must be bound in an appendix in plastic pocket pages (provided by the student). All copies of the thesis/dissertation must have the slides.

Note: The preferred treatment for photographic material is an electronic scan of the photograph and a resulting laserprint (creating a “seamless” page). Another acceptable method is a copy of the photograph done on a color copier (black-and-white copiers often do not reproduce photographs as well).

Submission of Thesis/Dissertation to School of Graduate Studies

A photocopy of the thesis/dissertation should be submitted to the Thesis Coordinator upon first submission. Because corrections are invariably necessary to all papers, a

copy is sufficient for marking corrections. Once the paper has reached the point where no further corrections are necessary (which usually takes more than one series of corrections), the original print of the thesis/dissertation must be submitted for the dean's signature.

When resubmitting a corrected thesis/dissertation, return all pages with comments on them to your major professor/departmental reviewer. If substantial margin shifting, or repagination, or reprinting has taken place through the correction process, return the entire previous version with the corrected one.

Note: Theses/dissertations are read and approved in the order in which they are received. Do not ask for your paper to be read sooner than its normal place in line.

Duplication and Binding

After the original has been approved by the School of Graduate Studies, other copies for binding should be made on a copy machine that produces clear, clean copies. It is recommended (not required) that the two University-required copies of the approved thesis/dissertation be produced on acid-free, non-yellowing, 20-pound weight paper with a 2% alkaline reserve and cotton rag content that does not exceed 25%. (Consult USU Copy Center personnel about paper specifications.) Personal copies can be bound at the same time. Take the original laserprint and all photocopies of the thesis/dissertation to be bound to the Current Periodicals Desk on the second floor of the Merrill Library. Face all pages in the same direction, separating individual copies with colored paper or cardboard. Include one extra copy of the Title Page and one extra copy of the Abstract with all theses/dissertations (these will be sent to Bell & Howell).

Note: Title pages with cut-and-paste corrections of any kind will not be bound. Those corrections are acceptable for signature purposes, but are not permanent for archival purposes and may not be bound into a thesis or dissertation. Students must provide a copy of the corrected title page.

RIGHTS AND COPYRIGHTS

Rights

When accepted in partial fulfillment of the degree requirements, the completed manuscript becomes the property of the University, subject to the following limitations: Publication rights are reserved to the author, except when the research was sponsored and paid for by the federal government (in which case the thesis/dissertation becomes part of the public domain) or rights are subject to the provisions of research contracts, patent rights, or other agreements made by the author with Utah State University. No thesis/dissertation subject may be approved that will prevent the completed manuscript from being made available for public use by the time the degree is granted. All copies of the completed thesis/dissertation submitted to the Merrill Library are for public use.

Copyrights

The sources of copyright law include the U.S. Constitution, Article I, Section 8, Clause 8; the 1909 Copyright Act; the 1976 Copyright Act; the Beane Convention Implementation Act of 1988; Copyright Office rules; and court cases interpreting all of the above. Copyright protection comes into existence when a copyrightable work is fixed in a tangible medium of expression (i.e., published or fixed in print form). Formal inclusion of notice of a copyright is not legally required as a condition of copyright creation. Nevertheless, notice is recommended because that alerts third parties of the copyright claim and serves to limit the “innocent infringement” defense.² Though not required as a condition of copyright creation, registration of a copyright through the U.S. Copyright Office is recommended. Registration of a copyright is a prerequisite to filing an infringement action, and the certificate of registration constitutes prima facie evidence of the validity of the copyright. Once obtained, a copyright is valid for 50 years beyond the life of the author.

Copyright registration forms (Form TX), with instructions, are available from The Register of Copyrights, Library of Congress, Washington, DC, 20559; or from the USU Campus Copyright Clearance Center, which is located in the Textbook Office of the Bookstore.

² The School of Graduate Studies will require a copyright page as the first page in any submitted document for clearance, unless one of the limitations noted above applies (see “Rights”).

USE OF COPYRIGHTED MATERIAL

Students must obtain (and include in an appendix) written permission from the author or publisher to quote any extensive portion from copyrighted materials. Such permission is usually granted on the condition that appropriate acknowledgment is made. Students are responsible for any fees or payment that may be required. Use of copyrighted materials without permission may be regarded as copyright infringement, and the use subject to damages in an infringement suit.

Use of one table, figure, photograph, or other illustration from a copyrighted source is considered "extensive" and permission must be sought to reprint. For prose quotations, a general guideline is that 300 to 500 words may be directly quoted without requesting permission ("fair use"). However, Thomas Hemnes and Alexander Pyle, in a publication entitled "A Guide to Copyright Issues in Higher Education," state:

The Copyright Act of 1976 does not set a numerical or percentage limit for copying; in fact the extent of permissible copying is often obscure. The Supreme Court has in one instance held the copying of 300 words from a book to be an infringement and in another instance held the copying of an entire work to be fair use. Even a small portion of a work may be deemed substantial, however, if the portion constitutes a central or critical part of the original work. Note that substantiality is measured relative to the original work, not the infringing work.³

Extensive quotation of poems, musical compositions, words or music of songs, questionnaires or other instruments, recordings, etc. should be done only with permission from the copyright owners.

In some cases material may be substantially adapted and copyright permission is not necessary (such as a table or figure that has been used from a copyright source). In the case of adaptations, a statement such as "Adapted from Jones, 1986" must be typed on the table or figure.

³Thomas M. S. Hemnes and Alexander H. Pyle. A guide to copyright issues in higher education. National Association of College and University Attorneys; August 1991.


Obtaining permission to quote copyrighted material is a federal law, as well as a professional courtesy. Students should be aware that obtaining permission can rarely be accomplished in less than a month's time, and will often take much longer. Authors may specify the "credit line" they require to be placed on reprinted materials, and the student must comply exactly.

If a student makes a good faith effort and receives no communication from the copyright holder and there is no explicit notice in the publication that lack of a response is not permission, the quotation may be used. The student should retain copies of all requests, and include them in an appendix to the completed thesis/dissertation in place of a signed permission form.

APPENDICES


Appendix A. Samples
(All samples from student papers have been used by permission.)

DEVELOPMENT AND VALIDATION OF A SYSTEMATIC TRAINING PROGRAM
FOR THE DIAGNOSIS OF ANOREXIA NERVOSA, BULIMIA NERVOSA,
AND CONCOMITANT CONDITIONS

by 

Linda K. Todd

A dissertation submitted in partial fulfillment
of the requirements for the degree

of
DOCTOR OF PHILOSOPHY 
in
Psychology

Approved:

type name of major professor
Major Professor

type name
Committee Member

type name
Committee Member

type name
Committee Member

type name
Committee Member

type name
Dean of Graduate Studies

UTAH STATE UNIVERSITY
Logan, Utah

1994



DEVELOPMENT AND VALIDATION OF A SYSTEMATIC TRAINING PROGRAM
FOR THE DIAGNOSIS OF ANOREXIA NERVOSA, BULIMIA NERVOSA,
AND CONCOMITANT CONDITIONS

by

Linda K. Todd

A dissertation submitted in partial fulfillment
of the requirements for the degree

of

DOCTOR OF PHILOSOPHY

in

Psychology

Approved:

type name of major professor
Major Professor

type name
Committee Member

type name
Committee Member

type name
Committee Member

type name
Committee Member

type name
Committee Member

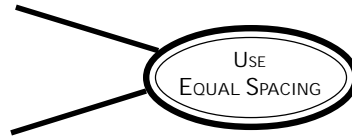
type name
Dean of Graduate Studies

UTAH STATE UNIVERSITY
Logan, Utah

1994

DEVELOPMENT AND VALIDATION OF A SYSTEMATIC TRAINING PROGRAM
FOR THE DIAGNOSIS OF ANOREXIA NERVOSA, BULIMIA NERVOSA,
AND CONCOMITANT CONDITIONS

by



Linda K. Todd

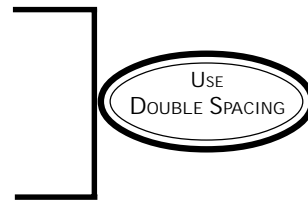
A thesis submitted in partial fulfillment
of the requirements for the degree

of

MASTER OF SCIENCE

in

Psychology



Approved:

type name of major professor
Major Professor

type name
Committee Member

type name
Committee Member

type name
Dean of Graduate Studies

UTAH STATE UNIVERSITY
Logan, Utah

1994





DEVELOPMENT AND VALIDATION OF A SYSTEMATIC TRAINING PROGRAM
FOR THE DIAGNOSIS OF ANOREXIA NERVOSA, BULIMIA NERVOSA,
AND CONCOMITANT CONDITIONS

by

Linda K. Todd

A thesis submitted in partial fulfillment
of the requirements for the degree

of

MASTER OF SCIENCE

in

Psychology

Approved:

type name of major professor
Major Professor

type name
Committee Member

type name
Committee Member

type name
Committee Member

type name
Dean of Graduate Studies

UTAH STATE UNIVERSITY
Logan, Utah



Copyright © John Doe 1992

All Rights Reserved

The Influence of Social Support on the Stress Level
of Parents with Disabled Children

by

Shannon J. Pratt, Master of Science
Utah State University, 1992

Major Professor: Dr. Richard N. Roberts
Department: Psychology

The example above shows the correct arrangement of the abstract display area. Triple space between ABSTRACT and the title. Double space between multiple lines of the title, which should be typed in inverted pyramid form. Triple space before and after the word by. Double space between the line for the author and degree, and the line for the university; triple space after the latter. Single space between the line for the major professor and the line for the department, then triple space before beginning to type the text of the abstract. Center all lines except the major professor line and the department line. Capitalization must follow the example shown here. Program may be substituted for Department if the degree is from an interdepartmental program.

An abstract is a summary, not an introduction. It should give a complete overview of the thesis/dissertation and should be written principally in the past tense. It may not exceed 350 words.

Type the total number of pages for the thesis/dissertation (including all preliminary pages) flush with the right margin.

(123 pages)

The paragraphs above give the directions for line spacing, abstract length, page count, etc. for this page.

ACKNOWLEDGMENTS

I would like to thank Dr. Karl White for making available to me the Early Intervention Research Institute's (EIRI) data set for the research in this thesis (contract #300-85-0173). I would especially like to thank my committee members, Drs. Richard Roberts, Keith Checketts, and Lani Van Dusen, for their support and assistance throughout the entire process.

I give a special thanks to my family, friends, and colleagues for their encouragement, moral support, and patience as I worked my way from the initial proposal writing to this final document. I could not have done it without all of you.

Shannon J. Pratt

CONTENTS

	Page
ABSTRACT	ii
ACKNOWLEDGMENTS	iv
LIST OF TABLES	vi
LIST OF FIGURES	vii
CHAPTER	
I. INTRODUCTION	1
II. PREVIOUS WORK--LITERATURE REVIEW	6
III. DATA DESCRIPTION	11
Indices of General Inflation	11
Indices of Crop Sale Prices	15
Crop Production Costs	16
Transformation of Data	22
IV. MODEL SELECTION	47
Time Series Models	47
Outlier Detection	74
Putting Outliers Back in the Generated Sequences	82
Model Selected	86
Multivariate Multiple Regression Model	104
V. THE EXECUTION OF IRRIGATION BENEFITS SIMULATION MODEL AND RESULTS	109
Models for the Economic Sequence Generation	109
Models for Climatic and Hydrologic Data Simulation	110
Simulation for Crop Yields	112
Assigning the Areas for Corn and Wheat	116
Economic Benefits Estimation	118
REFERENCES	149
APPENDIX	162

Set a decimal tab for the periods after the chapter numerals.

Indent carryover lines at least 2 spaces.

Page numbers are set flush right.

(Capitalization of subheadings will vary with style manual used.)

CONTENTS

	Page
ABSTRACT	ii
ACKNOWLEDGMENTS	iv
LIST OF TABLES	vi
LIST OF FIGURES	vii
INTRODUCTION	1
PREVIOUS WORK--LITERATURE REVIEW	6
DATA DESCRIPTION	11
Indices of General Inflation	11
Indices of Crop Sale Prices	15
Crop Production Costs	16
Transformation of Data	22
MODEL SELECTION	47
Time Series Models	47
Outlier Detection	74
Putting Outliers Back in the Generated Sequences	82
Model Selected	86
Multivariate Multiple Regression Model	104
THE EXECUTION OF IRRIGATION BENEFITS SIMULATION MODEL AND RESULTS	109
Models for the Economic Sequence Generation	109
Models for Climatic and Hydrologic Data Simulation	110
Simulation for Crop Yields	112
Assigning the Areas for Corn and Wheat	116
Economic Benefits Estimation	118
REFERENCES	149
APPENDIX	162

(Capitalization of subheadings will vary with style manual used.)



LIST OF TABLES

Table	Page
1 Behavioral Definitions for Checklist	36
2 Behavioral Definitions of Child Dependent Measures	38
3 Characteristics of Kindergarten Teachers	54
4 The Mean, Median, and Range of Percentage Agreement Scores for Hank’s and Adult Behaviors During Baseline	59
5 The Mean, Median, and Range of Percentage Agreement Scores for Hank’s and Adult Behaviors During the Intervention	60
6 The Mean, Median, and Range of Percentage Agreement Scores for Hank’s and Adult Behaviors During Maintenance	61
7 The Mean, Median, and Range of Percentage Agreement Scores for Comparison Peer’s Behavior at Head Start	62
8 The Mean, Median, and Range of Percentage Agreement Scores for the Checklist at Head Start	64
9 Summary of Checklist Results During the Intervention at Head Start	74
10 Kindergarten Teachers’ Mean Ratings of Hank’s Behavior Prior to and Following the Intervention	82

(Capitalization will vary with style manual used.)



LIST OF FIGURES

Figure		Page
1	Percent of intervals during which teachers prompted social interaction	65
2	Percent of intervals during which Hank engaged in positive social interaction	68
3	Mean percent of successive intervals of interactions per day	71
4	Experimental design	104
5	Percent of intervals during which teachers prompted and praised social interaction	125
6	Percent of intervals during which teachers prompted and praised social interaction	126
7	Percent of intervals during which teachers prompted and praised social interaction	127
8	Percent of intervals during which Angie engaged in positive social interaction	128
9	Percent of intervals during which Angie engaged in inappropriate behavior	129
10	Mean percent of successive intervals of interactions per day	136

(Capitalization will vary with style manual used.)

SAMPLE APPENDIX FACE PAGE

APPENDICES

Locate near center of page.



CURRICULUM VITAE

Lane Brostrom
(February 1992)

CAREER OBJECTIVE:

To obtain a position in an economically competitive high-tech corporation which requires technical expertise, leadership, and communication skills. Special areas of interest: satellites, space science, energy applications, and communication systems.

EDUCATION:

BS in Physics, Utah State University, Logan, Utah. (6/85) GPA: 3.74 (4.0=A) Emphasis in Electrical Engineering courses, Honors Curriculum, Graduate Cum Laude. PhD in Physics, Utah State University, Logan, Utah. (expected 3/92). Grad GPA: 3.90. Dissertation research conducted at Max-Planck-Institute in Germany 1988-1990.

EXPERIENCE:

PROGRAM COORDINATOR, Utah State University Get-Away Special (GAS) micro-gravity experiment program, Logan, Utah (two occasions: 9/85-9/86, 6/91-Present).

Management and Organization: Coordinated in weekly meetings multiple experimental teams preparing zero gravity experiments; served as advisor to students designing and building electronic controllers; leader in the construction of "Distillation Experiment."

Systems Engineering: Organized structural and electrical integration of six independent micro-gravity experiments; guided the "factor of safety" investigations and safety analysis of space canister.

Administration: Served as liaison between Utah State University and NASA; wrote "Payload Accommodations Report" and "Safety Review" for Goddard Space Center.

FULBRIGHT SCHOLAR, Max-Planck-Institut für Physik und Astrophysik, Garching bei München, Bundesrepublik Deutschland (8/88-8/90).

Theory of Magnetic Holes: Investigated the phenomenon of large magnetic holes found at the border of the earth's magnetic field in its plasma and wave characteristics; proposed theoretical explanation for its existence (dissertation).

Instrumentation: Worked closely with the AMPTE/IRM (Active Magnetospheric Particle Tracer Explorers/Ion Release Module) satellite data; carried through studies of plasma and wave instruments on board the satellite; wrote data access routines.

Science in Germany: Served as second-year representative at Fulbright's orientations-meeting in Bonn (8/89); presented report on the role of the Max-Planck-Institute in Germany's science today.

SAMPLE PERMISSION LETTER
(REQUEST TO USE SOMEONE ELSE'S WORK)

Date _____

Name _____
Address _____
Phone _____

Dear _____ :

I am in the process of preparing my (REPORT, THESIS, DISSERTATION) in the (NAME OF DEPARTMENT) at Utah State University. I hope to complete in the (FALL, SPRING, SUMMER) of (YEAR).

I am requesting your permission to include the attached material as shown. I will include acknowledgments and/or appropriate citations to your work as shown and copyright and reprint rights information in a special appendix. The bibliographical citation will appear at the end of the manuscript as shown. Please advise me of any changes you require.

Please indicate your approval of this request by signing in the space provided, attaching any other form or instruction necessary to confirm permission. If you charge a reprint fee for use of your material, please indicate that as well. If you have any questions, please call me at the number above.

I hope you will be able to reply immediately. If you are not the copyright holder, please forward my request to the appropriate person or institution.

Thank you for your cooperation,

(YOUR NAME)

I hereby give permission to (YOUR NAME) to reprint the following material in (his/her dissertation).

(Description: Full bibliographical information, including specific page numbers and specifications [table numbers, figure numbers, direct quotation of lines, etc.]).

Fee _____

Signed _____



Date _____

Name _____

Address _____

Phone/e-mail address _____

Journal Name _____

Journal Address _____

To Permissions Editor:

I am preparing my _____ (THESIS/DISSERTATION) in the _____ (NAME OF DEPARTMENT) at Utah State University. I hope to complete me degree in the _____ (FALL, WINTER, SPRING, SUMMER) of (YEAR) .

An article, _____ (TITLE OF ARTICLE), of which I am first author, and which appeared in your journal _____ (DATE OF PUBLICATION, VOLUME, PAGE NUMBERS) reports an essential part of my _____ (THESIS/DISSERTATION) research. I would like permission to reprint it as a chapter in my _____ (THESIS/DISSERTATION). Please note that USU sends _____ (THESES/DISSERTATIONS) to Bell & Howell Dissertation Services to be made available for reproduction.

I will include an acknowledgment to the article on the first page of the chapter, as shown below. Copyright and permission information will be included in a special appendix. If you would like a different acknowledgment, please so indicate.

Please indicate your approval of this request by signing in the space provided, and attach any other form necessary to confirm permission. If you charge a reprint fee for use of an article by the author, please indicate that as well.

If you have any questions, please call me at the number above or send me an e-mail message at the above address. Thank you for your assistance.

(YOUR NAME)

I hereby give permission to _____ (YOUR NAME) to reprint the requested article in _____ (HIS/HER) _____ (THESIS/DISSERTATION), with the following acknowledgment:

(Acknowledgment, including full bibliographical information, including title, journal, volume, date, and page numbers)

Signed _____

Date _____

Fee _____

Appendix B. Checklist

CHECKLIST OF MAJOR CRITERIA FOR FORMAT APPROVAL

The final copy of a thesis or dissertation cannot be read and approved until it has been defended and the title page has been signed by all committee members. However, the thesis coordinator will, if a student requests, review the earlier draft submitted concurrently to committee members.

Before submitting any copy of a graduate paper, students should check the style and format components listed below and make any necessary corrections.

- ___ Page numbers are correctly placed and accurate: Check against Contents, List of Tables, List of Figures, and instructions in USU Publication Guide.
- ___ Format of title page and other preliminary pages is consistent with USU requirements: Check against instructions and examples in USU Publication Guide.
- ___ Margins on all pages meet the following requirements: left, 1 1/2 inches; right and bottom, 1 inch; and to the top of the page number, 1 inch. (HINT: Top margin for text is next available line. Also, settings on word processors are not always reliable and photocopying often changes margins. Check submitted copy by hand.)
- ___ Spacing of text and headings meets USU requirements (triple space before and after centered headings and before side headings).
- ___ Levels of subheadings are consistent with a department-approved style guide (chapter and major section headings must be centered and fully capitalized in accordance with USU requirements) and descend in the same sequence in all chapters or sections.
- ___ Format of table titles is consistent with the department-approved style guide; wording, punctuation, and capitalization match the List of Tables. NOTE: Table titles are placed above the table.
- ___ Format of figure captions is consistent with the department-approved style guide; wording, punctuation, and capitalization match the List of Figures. NOTE: Figure captions are placed below the figure.
- ___ Format of all references in the text, notes, and reference list or bibliography is consistent with instructions or examples in the department-approved style guide.
If a reference list, rather than bibliography, has been used, check the following:
- ___ All references cited in the text are included in the reference list.
- ___ All references listed in the reference list are cited in the text.
- ___ Authors' names and the years of publication in text citations match those in the reference list.
- ___ Permission-to-use letters have been included for all coauthors who are NOT on the title page.